

PMEX UPDATE (Morning)

Commodities	Signal	Entry	Stop loss	Target 1	Target 2
Crude Oil - WTI	BUY	62.50	61.70	63.30	63.80
Gold	BUY	1,741.00	1,732.00	1,750.00	1,754.00
Silver	BUY	26.855	26.71	26.996	27.080
Platinum	BUY	1,209.00	1,201.00	1,217.00	1,221.00
Copper	SELL	4.145	4.165	4.126	4.118
Natural Gas	SELL	2.796	2.812	2.780	2.773

Indices	Signal	Entry	Stop loss	Target 1	Target 2
Dow Jones	SELL	31,195.00	31,390.00	31,000.00	30,850.00
S&P 500	SELL	3,845.00	3,870.00	3,820.00	3,808.00
NASDAQ 100	SELL	13,083.00	13,146.00	13,020.00	12,977.00

Currencies	Signal	Entry	Stop loss	Target 1	Target 2
USD-JPY	SELL	106.550	106.750	106.350	106.160
EUR-USD	SELL	1.2085	1.2102	1.2068	1.2060
GBP-USD	SELL	1.3985	1.4020	1.3950	1.3930

Minimum Lot	Total Price	Margin	Investment	Profit 1	Return 1	Profit 2	Return 2
10 Barrel	100,000	16.38%	16,380	1,171	7.15%	1,971	12.03%
1 Ounce	278,560	5.49%	15,300	1,277	8.35%	1,917	12.53%
10 Ounce	42,968	5.86%	2,520	171	6.79%	306	12.13%
5 Ounce	967,200	7.12%	68,900	5,992	8.70%	9,192	13.34%
1000 Pounds	663,264	5.44%	36,100	2,896	8.02%	4,176	11.57%
1000 MMBTU	447,360	6.37%	28,500	2,152	7.55%	3,272	11.48%

Minimum Lot	Total Price	Margin	Investment	Profit 1	Return 1	Profit 2	Return 2
Index Level	4,991,200	9.71%	484,400	30,547	6.31%	54,547	11.26%
Index Level	615,200	8.52%	52,400	3,918	7.48%	5,838	11.14%
Index Level	2,093,280	7.24%	151,500	9,917	6.55%	16,797	11.09%

Minimum Lot	Total Price	Margin	Investment	Profit 1	Return 1	Profit 2	Return 2
10,000 Units	1,683,490	2.98%	50,200	3,285	6.54%	6,287	12.52%
10,000 Units	1,933,600	1.89%	36,600	2,845	7.77%	4,125	11.27%
10,000 Units	2,237,600	3.26%	73,000	5,725	7.84%	8,925	12.23%

Major Headlines

Oil prices climb after progress on huge U.S. stimulus bill

Oil prices rose more than \$1 on Monday on optimism in the global economy thanks to progress in a huge U.S. stimulus package and on hopes for improving oil demand as vaccines are rolled out. Brent crude futures for May rose \$1.07, or 1.7%, to \$65.49 per barrel by 0042 GMT. The April [see more...](#)

Gold Steadies After Worst Month in Four Years as Yields in Focus

Gold steadied after its biggest monthly slump since late 2016 as investor focus remained on bond yields and the outlook for growth. Last week's sell-off in global bonds stabilized after central banks from Asia to Europe moved to calm a panic that had sent Treasury yields to their highest level in a year. Bets on accelerating inflation are raising concerns that [see more...](#)

Dow futures rise more than 200 points as Treasury yields fall

U.S. stock futures rose sharply in overnight trading on Sunday, as Treasury yields continued to retreat from their highs from last week. Dow futures rose 240 points. S&P 500 futures gained 0.88% and Nasdaq 100 futures rose 1.18%. The 10-year Treasury yield dipped slightly to 1.4%. Prices move [see more...](#)

USD/JPY on the verge of a test of 106 the figure

Despite the bond market turbulence still rattling investors on Friday, USD/JPY rose 0.3% to 106.55 to six-month highs as yields continued to underpin the greenback. For the open on Monday, the pair is firm in 106.45 consolidating in a tight range of between 106.45/58 while Asian shares open bid as some semblance of calm returns to bond markets. [see more...](#)

EUR/USD Forecast: Bearish feast despite Treasury yields retreated sharply

The American dollar finished the week with a firm note against its major rivals, with EUR/USD bottoming at 1.2061 and closing the week in the red a handful of pips above this last. The greenback appreciated despite US Treasury [see more...](#)

GBP/USD Forecast: Bulls temporarily side-lined but retaining

The GBP/USD pair fell for a second consecutive day, closing the week in the red at 1.3928. A scarce UK macroeconomic calendar favored the slump, as there were no reasons to buy the pound. The market has already priced in better progress in coronavirus immunization in the UK, which could be translated into a sooner economic comeback. [see more...](#)

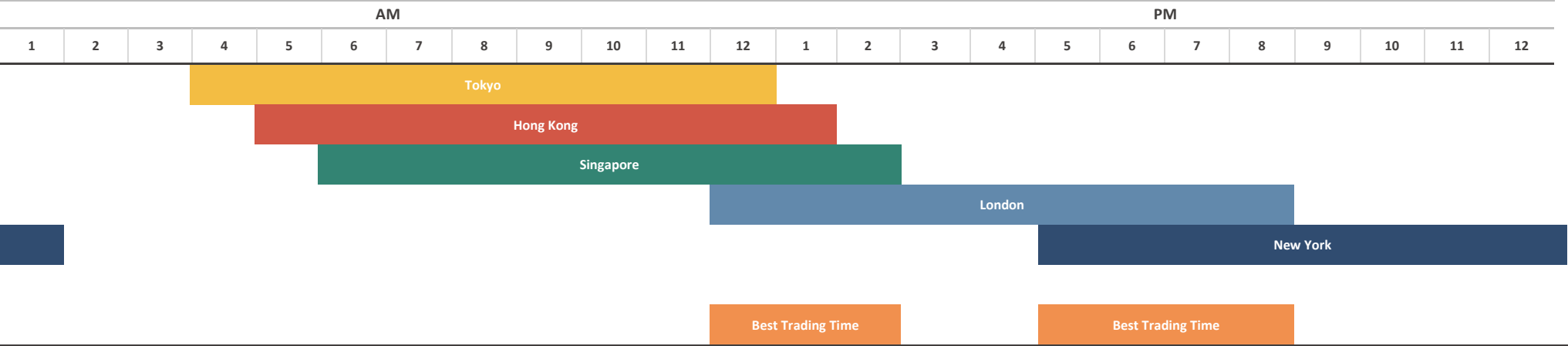
ECONOMIC CALENDAR

Event	Dates	Time	Currency	Importance	Actual	Forecast	Previous
Caixin Manufacturing PMI (Feb)	1-Mar-21	6:45 AM	CNY	High Volatility Expected	50.9	51.10	51.50
German Manufacturing PMI (Feb)	1-Mar-21	1:55 PM	EUR	High Volatility Expected		60.60	57.10
Manufacturing PMI (Feb)	1-Mar-21	2:30 PM	GBP	High Volatility Expected		54.90	54.90
ISM Manufacturing PMI (Feb)	1-Mar-21	6:00 PM	USD	High Volatility Expected		58.60	58.70
GDP (QoQ) (Q4)	2-Mar-21	5:30 AM	AUD	High Volatility Expected		2.50%	3.30%
Composite PMI	2-Mar-21	2:30 PM	GBP	High Volatility Expected		49.80	41.20
Services PMI	2-Mar-21	2:30 PM	GBP	High Volatility Expected		49.70	39.50
Annual Budget Release	2-Mar-21	5:30 PM	GBP	High Volatility Expected			
ADP NonFarm Employment Change (Feb)	2-Mar-21	6:15 PM	USD	High Volatility Expected		125K	174K
ISM Non-Manufacturing PMI (Feb)	2-Mar-21	8:00 PM	USD	High Volatility Expected		58.50	58.70
Crude Oil Inventories	2-Mar-21	8:30 PM	USD	High Volatility Expected			1.285M

Sources: ACPL Research, Investing.com

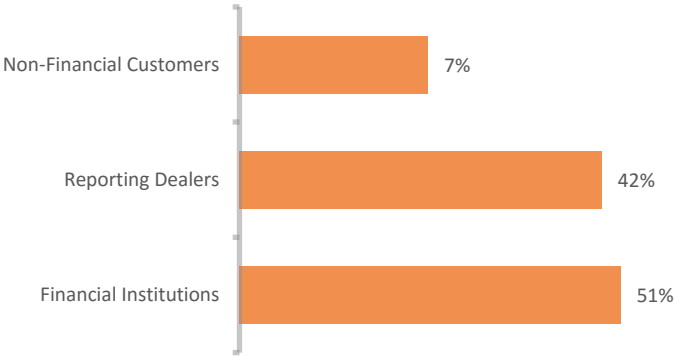
FOREX MARKET'S STATISTICS

Forex Market Hours

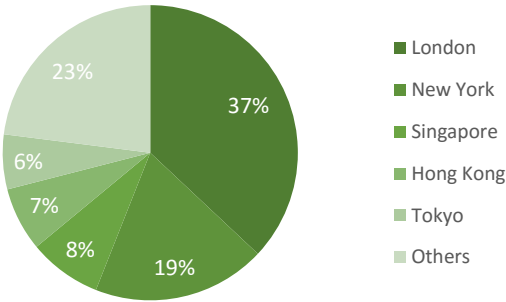


Note: This chart shows the normal forex trading times of all the major forex trading centers across the globe in Pakistan Standard Time.

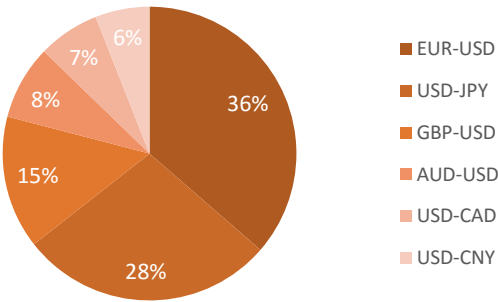
Forex Turnover by Counterparty



Markets' Share in Total Forex Turnover



Most Traded Currency Pairs



Sources: ACPL Research, Forexmarkethours, Dailyfx, Ig

DISCLAIMER

This report has been prepared by Abbasi and Company (Private) Limited and is provided for information purposes only. Abbasi and Company (Private) Limited (ACPL) is engaged in brokerage business of commodities futures in Pakistan and to provide the trading/ execution facility on Pakistan Mercantile Exchange (PMEX). There is risk of loss in trading in derivatives (futures). The author, directors and other employees of Abbasi and Company (Private) Limited and its affiliates cannot be held responsible for any loss in trading. Futures; futures on margin carries a high level of risk and may not be suitable for all investors. The high degree of leverage can work against the investor/ traders. Before deciding to invest in Commodity derivatives, you should carefully consider your investment objectives, level of experience, and risk appetite. The possibility exists that you could sustain a loss of some or all of your initial investment and therefore you should not invest money that you cannot afford to lose. You should be aware of all the risks associated with futures trading in commodities and other financial products. We take no responsibility for any loss made in investment on any instruments through us. In any event Abbasi and Company (Private) Limited, its affiliates, agents will not be liable to anyone for any decision made or action taken for investment/ trading. Abbasi and Company (Private) Limited, its affiliates, directors and employees cannot be held responsible for any loss in trading due to any problem in connectivity; failure of system; technical problem in the software or any other reason whatever.

All the reports/ recommendations/ trading calls/ opinions are advisory in nature and contains the opinions of the author, which are not to be construed as investment advices. The author, directors and other employees of Abbasi and Company (Private) Limited and its affiliates cannot be held responsible for the accuracy of the information presented herein or for the results of the positions taken based on the opinions expressed in the reports/ views from Abbasi and Company (Private) Limited. All the views/ recommendations/ trading calls and opinions are based on the information, which are believed to be accurate and no assurance can be given for the accuracy of these information.

Derivatives trading involve substantial risk. The valuation of the underlying may fluctuate, and as a result, clients may lose their entire original investment. In no event should the content of this research report be construed as an express or an implied promise, guarantee or implication by, or from, Abbasi and Company (Private) Limited that you will profit or that losses can, or will be, limited in any manner whatsoever. Past results are no indication of future performance. The information provided in this report is intended solely for informative purposes and is obtained from sources believed to be reliable. Information is in no way guaranteed. No guarantee of any kind is implied or possible where projections of future conditions are attempted. Investments in securities market are subject to market risks, read all the related documents carefully before investing.

All rights reserved by Abbasi and Company (Private) Limited. This report or any portion hereof may not be reproduced, distributed, or published by any person for any purpose whatsoever. Nor can it be sent to a third party without prior consent of Abbasi and Company (Private) Limited. Action could be taken for unauthorized reproduction, distribution, or publication.

The research analyst, primarily involved in the preparation of this report, certifies that (1) the views expressed in this report accurately reflect his/her personal views about the subject commodity/index /currency pair and (2) no part of his/her compensation was, is or will be directly or indirectly related to the specific recommendations or views expressed in this report.

DISCLOSURE

Following exchange rates are used to convert investment and profit values:

- USD/PKR: 160.00
- JPY/PKR: 1.58

To arrive at our Target Price, Abbasi & Company (Private) Limited uses following methods:

- Technical Analysis
- Fundamental Analysis

Furthermore, profit and returns are inclusive of all expenses including PMEX Fee, ACPL Fee & Sales Tax

RESEARCH DISSEMINATION POLICY

Abbasi & Company (Private) Limited endeavors to make all reasonable efforts to disseminate research to all eligible clients in a timely manner through either physical or electronic distribution such as email, fax mail etc. Nevertheless, all clients may not receive the material at the same time.

PREPARED BY

Muhammad Nauman Naeem
Phone: (+92) 42 38302028
Ext: 116
Email: nauman@abbasiandcompany.com

RESEARCH DEPARTMENT

6 - Shadman, Lahore
Phone: (+92) 42 38302028; Ext: 116, 117
Email: research@abbasiandcompany.com
web: www.abbasiandcompany.com

HEAD OFFICE

6 - Shadman, Lahore
Phone: (+92) 42 38302028
Email: support@abbasiandcompany.com
web: www.abbasiandcompany.com

BRANCH OFFICE

42 - Mall Road, Lahore
Phone: (+92) 42 38302028 - 37320707
Email: support@abbasiandcompany.com
web: www.abbasiandcompany.com